

TECHWOOD

## CARATTERISTICHE

characteristics / caractéristiques

### 1 Telaio rivestito con decorativo. Coprifilo esterno 9/10. Coprifilo interno 7/10. Guarnizione effetto tela per stipite porta a battente.

EN | Cadre in decorative coated.

External casing 9/10 in decorative coated internal casing 7/10. Canvas effect gasket for swing door jamb.

FR | Cadre avec revêtement décoratif couvre-fils externe 9/10 avec revêtement décoratif. Couvre-fils interne 7/10. Joint effet de toile pour huisserie porte battante.

### 2 Anta tamburata con struttura portante in abete, alveolare a maglia stretta e copertine in MDF rivestite con decorativo.

EN | Hollow-core door with main frame in fir, narrow honeycomb mesh and MDF covers covered with decor.

FR | Battant à ame creuse avec structure en sapin, en nid d'abeille maille étroite et couverture MDF avec revêtement décoratif.

### 3 Pannello tamburato da 44 mm rivestito con decorativo.

EN | The 44 mm hollow-core panel covered with decor.

FR | Panneau en nid d'abeilles de 44 mm avec revêtement décoratif.

### 4 Tre cerniere tipo Anuba per anta, serratura Patent tipo centro.

EN | Three hinges type Anuba to door, Patent type lock center.

FR | Trois charnières de type Anuba par porte, une serrure Patent centrale.

### 5 Vetro VISARM a scelta, con fermavetri inclusi.

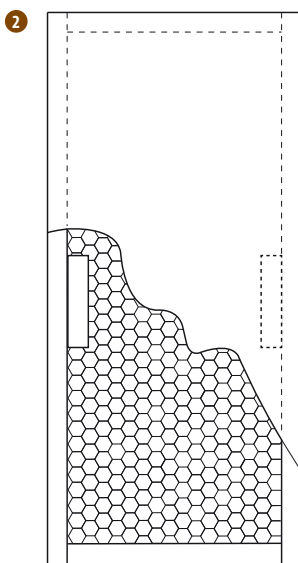

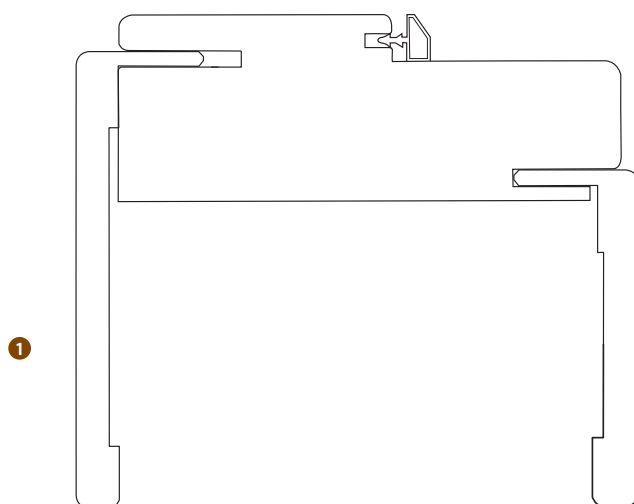
EN | VISARM glass selection, with glazing beads included.

FR | Verre VISARM au choix, avec des perles de vitrage inclus.

### • Opzione: Quattroquattro con cerniere a scomparsa e serratura magnetica.

EN | Option: Quattroquattro with concealed hinges and magnetic lock.

FR | Option: Quattroquattro avec charnières dissimulées et serrure magnétique.



# TECHWOOD



**TECHWOOD BASE**

● RG



**TECHWOOD BASE**

● B



**TECHWOOD BASE 1i**

● NCR



**TECHWOOD BASE 2i**

● RG



**TECHWOOD BASE 2i**

● PW



**TECHWOOD BASE 3i**

● TS



**TECHWOOD BASE 4i**

● PW



**TECHWOOD BASE 5i**

● GF



**TECHWOOD BASE VETRO**

● GF

**Vetro escluso** / glass excluded / verre exclu



**TECHWOOD BASE VETRO**

● GF

**Vetro escluso** / glass excluded / verre exclu



**TECHWOOD BASE VC**

● TC

**Vetro escluso** / glass excluded / verre exclu



**TECHWOOD BASE VL**

● TS

**Vetro escluso** / glass excluded / verre exclu



# TECHWOOD



**TECHWOOD 1R**

● CI

Vetro escluso / glass excluded / verre exclu



**TECHWOOD 2R**

● WN

Vetro escluso / glass excluded / verre exclu



**TECHWOOD 3R**

● NN

Vetro escluso / glass excluded / verre exclu



**TECHWOOD 3P**

● NN



**TECHWOOD BASE 3V**

● NN

Vetro escluso / glass excluded / verre exclu



**TECHWOOD BASE 4P**

● NN



**TECHWOOD BASE 4V**

● NN

Vetro escluso / glass excluded / verre exclu



**TECHWOOD BASE 1P**

● CI



**TECHWOOD BASE 2P**

● CI



**TECHWOOD BASE 2PV**

● CI

Vetro escluso / glass excluded / verre exclu



**TECHWOOD BASE 2B**

● NN



**TECHWOOD BASE 2BV**

● NC

Vetro escluso / glass excluded / verre exclu

modello | model | modèle:

**BASE**




















**APERTURE**

Opening | Ouverture [pag. 10/11]

-  BT
-  SC
-  SCE
-  LIBSIM
-  LIBASI
-  RT
-  VNT

**FINITURE**

Finishing | Finition [pag. 8/9]

-  B
-  BF
-  PW
-  RG
-  GF
-  WS
-  NCR
-  NC
-  NN
-  RS
-  WN
-  TS
-  TC
-  LA
-  RI
-  NI
-  CI
-  QA
-  QG









modello | model | modèle:

**BASE 1i**



**APERTURE**

Opening | Ouverture [pag.10/11]



- BT
- SC
- SCE
- LIBSIM
- LIBASI
- RT
- VNT

**FINITURE**

Finishing | Finition [pag.8/9]



- B
- BF
- PW
- RG
- GF
- WS
- NCR
- NC
- NN
- RS
- WN
- TS
- TC
- LA
- RI
- NI
- CI
- QA
- QG









modello | model | modèle:

**BASE 2i**




















APERTURE

Opening | Ouverture [pag.10/11]

-  BT
-  SC
-  SCE
-  LIBSIM
-  LIBASI
-  RT
-  VNT

FINITURE

Finishing | Finition [pag.8/9]

-  B
-  BF
-  PW
-  RG
-  GF
-  WS
-  NCR
-  NC
-  NN
-  RS
-  WN
-  TS
-  TC
-  LA
-  RI
-  NI
-  CI
-  QA
-  QG







modello | model | modèle:

**BASE 4i**

**APERTURE**

Opening | Ouverture [pag. 10/11]



- BT
- SC
- SCE
- LIBSIM
- LIBASI
- RT
- VNT

**FINITURE**

Finishing | Finition [pag. 8/9]



- B
- BF
- PW
- RG
- GF
- WS
- NCR
- NC
- NN
- RS
- WN
- TS
- TC
- LA
- RI
- NI
- CI
- QA
- QG







modello | model | modèle:

**BASE VC**

**VETRI**

Classes | Vitrage [pag. 12/13]



LVSAT



LVLVL

**APERTURE**

Opening | Ouverture [pag. 10/11]



BT



SC



SCE



RT



VNT

**FINITURE**

Finishing | Finition [pag. 8/9]



B



BF



PW



RG



GF



WS



NCR



NC



NN



RS



WN



TS



TC



LA



RI



NI




CI



QA



QG









modello | model | modèle:

**BASE VL**


**VETRI**

Classes | Vitrage [pag. 12/13]

-  LVSAT
-  LVLVL




















**APERTURE**


Opening | Ouverture [pag. 10/11]

-  BT
-  SC
-  SCE
-  RT
-  VNT

**FINITURE**

Finishing | Finition [pag. 8/9]

-  B
-  BF
-  PW
-  RG
-  GF
-  WS
-  NCR
-  NC
-  NN
-  RS
-  WN
-  TS
-  TC
-  LA
-  RI
-  NI
-  CI
-  QA
-  QG









modello | model | modèle:

**3R**

**VETRI**

Classes | Vitrage [pag. 12/13]



LVSAT



LVLVL

**APERTURE**

Opening | Ouverture [pag. 10/11]



BT



SC



SCE



RT



VNT

**FINITURE**

Finishing | Finition [pag. 8/9]



B



BF



PW



RG



GF



WS



NCR



NC



NN



RS



WN



TS



TC



LA



RI



NI



CI



QA



QG







modello | model | modèle:

**BASE 2B**

**APERTURE**

Opening | Ouverture [pag. 10/11]




BT  
SC  
SCE

**FINITURE**

Finishing | Finition [pag. 8/9]



CI  
NN  
NC










ACCESSORI



# Maniglie


HANDLES | POIGNÉES

A003



● Bicolor cromo  
*Bi-color chrome*  
*Bi-couleur chromée*

GOCCIA



● Cromo satinata  
*Chrome satin*  
*Chrome satiné*

GOCCIA



● OLV

A004




● Cromo satinata  
*Chrome satin*  
*Chrome satiné*

A004



● Bronzo satinato  
*Satin bronze*  
*Bronze satiné*

A001



● Bicolor OLV  
*Bi-color OLV*  
*Bi-couleur OLV*

A002



● Bicolor OLV  
*Bi-color OLV*  
*Bi-couleur OLV*

A005



● Bicolor cromo lucido  
*Bi-color polished chrome*  
*Bi-couleur chromée polie*

QUADRA



● Cromo satinata  
*Chrome satin*  
*Chrome satiné*




# Ferramenta

IRONWARE | QUINCAILLERIE


**KIT SERRATURA**  
KIT LOCK  
TROUSSE DE QUINCAILLERIE

## PATENT MAGNETICA / magnetic patent / magnétique patent




- Cromo satinata / Chrome satin / Chrome satiné
- Ottonata / Brassed / Laitonnée
- Bianco / White / Blanc

## PATENT




- Cromo satinata / Chrome satin / Chrome satiné
- Ottonata / Brassed / Laitonnée

## SCORREVOLE / sliding / coulissant



- Cromo satinata / Chrome satin / Chrome satiné
- Ottonata / Brassed / Laitonnée

## QUADRA SCORREVOLE / square sliding / carrées coulissant



- Cromo satinata / Chrome satin / Chrome satiné

## VASCHETTA QUADRA SCORREVOLE

Square sliding tray / Cuvette carrées coulissant



- Cromo satinata / Chrome satin / Chrome satiné

## VASCHETTA SCORREVOLE

Sliding tray / Cuvette coulissant



- Ottonata / Brassed / Laitonnée
- Cromo satinata / Chrome satin / Chrome satiné